



# Mathematics Test — Session 1


1. Hannah wants to buy the following items for birthday presents for her friends.



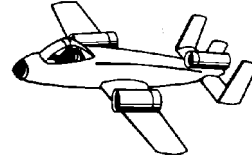
**\$1.35**



**\$2.63**



**\$3.84**



**\$2.19**

Which is the **best** estimate of the total cost of all the items?

- A. \$ 5
- B. \$10
- C. \$15
- D. \$20

---

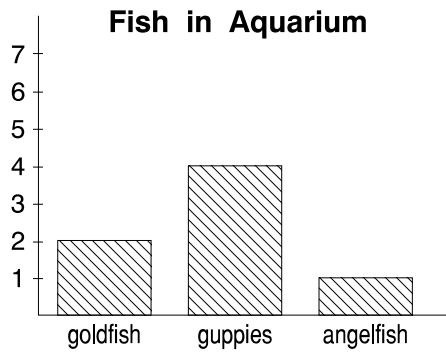
2. The 23 students in Mr. Garcia's class will ride in cars to the picnic. Each car will hold 5 students. How many cars will they need?

- A. 4 cars
- B. 5 cars
- C. 18 cars
- D. 28 cars

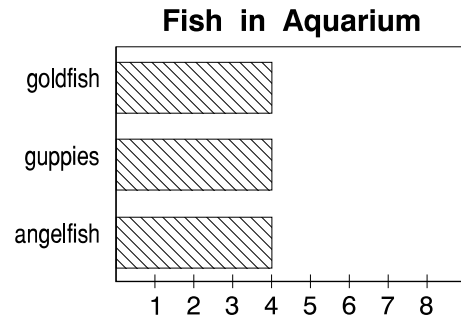
3. Choose the graph that represents the data in the tally chart below.

Fish in Aquarium	
Fish	Tallies
goldfish	
guppies	<del>    </del>
angelfish	


A.



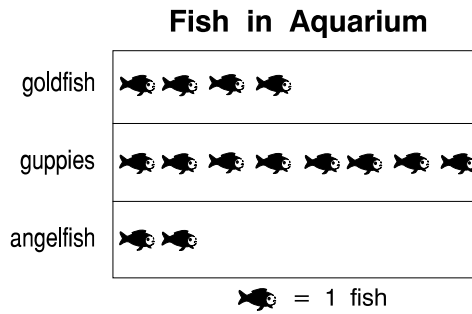
C.



B.



D.



Use the chart below to answer question 4.


1	2	3	4	5	6	7	8	9	10
11	12	13	14	15	16	17	18	19	20
21	22	23	24	25	26	27	28	29	30
31	32	33	34	35	36	37	38	39	40

4. Some numbers have been circled in the chart. What are the next three numbers that should be circled to continue the pattern?
- A. 22, 25, 28
  - B. 21, 24, 27
  - C. 23, 26, 29
  - D. 12, 13, 15

---

Use your ruler to measure the length of the pencil in inches.

5. About how many inches long is the pencil in this picture?



- A. 1 inch
- B. 2 inches
- C. 4 inches
- D. 8 inches

Use the number sentence below to answer question 6.



$$342 = \square + 2$$

6. Which number belongs in the box above?

- A. 34
- B. 40
- C. 300
- D. 340

Use the poster below to answer question 7.


**SALE SALE SALE SALE**  
**at the School Store**

		Colored Pencils \$2.05	
Backpack \$7.46	Pencil 15¢		
			Pen 67¢



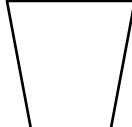

7. Corey bought 3 pencils. How much did he spend?

- A. 18¢
- B. 30¢
- C. 35¢
- D. 45¢

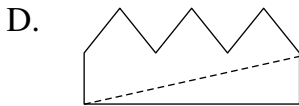
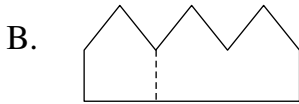
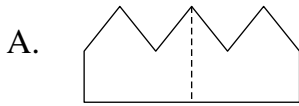
Use the picture below to answer question 8.



8. The squirrel is looking down at the bucket. What shape does he see?

- A. 
- B. 
- C. 
- D. 

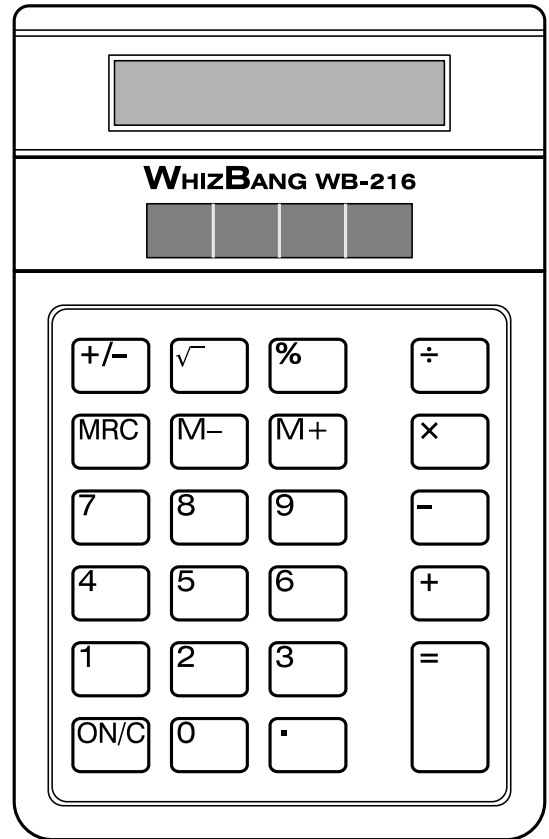
9. In which figure is the dashed line a line of symmetry?



10. Which number is 10 **more** than 95?

- A. 85
- B. 100
- C. 105
- D. 110

Use your ruler to measure the width in centimeters across the top of this calculator.



11. How wide is the calculator?

- A. 6 centimeters
- B. 7 centimeters
- C. 8 centimeters
- D. 9 centimeters

I think that the sum of **any** two numbers is always an even number.



12. a. Is Carmela correct? \_\_\_\_\_

Explain your answer.

---

---

---

---

b. Antwan looked at Carmela's work. He said:

I think that the sum of two odd numbers is always odd.



Is Antwan correct? \_\_\_\_\_

Explain your answer.

---

---

---

---





# **End of Session One**

The teacher will instruct you before beginning session two.



# Mathematics Test — Session 2

Use the chart below to answer question 13.

**Distance from Minneapolis**

City	Number of Miles
Luverne	205
Virginia	193
Moorhead	231
Morris	149

13. Which city is closest to Minneapolis?

- A. Luverne
- B. Virginia
- C. Moorhead
- D. Morris

14. Which of these numbers is an even number **and** is less than 5?

- A. 3
- B. 4
- C. 6
- D. 8

15. Mr. Gomez gave the bank clerk **three** \$10 bills and **two** \$100 bills. How much money did he give the clerk?

- A. \$ 23
- B. \$ 32
- C. \$230
- D. \$320

16. Thom is reading a book with 148 pages. He read 26 pages on Monday and 35 pages on Tuesday. How many pages does he have left to read?

- A. 61
- B. 77
- C. 87
- D. 209

17. Marcus found 4 seashells.



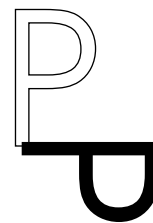
He gave 3 of them away. What part of his seashells did he have left?

- A.  $\frac{1}{4}$
- B.  $\frac{3}{4}$
- C.  $\frac{3}{7}$
- D.  $\frac{4}{7}$

18. Which of these would most likely hold about 1 liter of water when full?

- A. a coffee cup
- B. a pitcher
- C. a teaspoon
- D. a bathtub

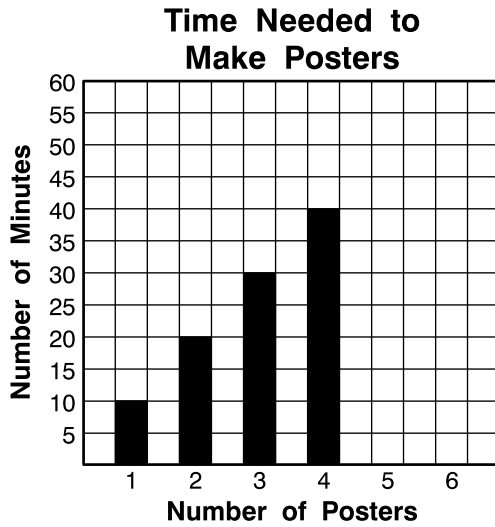
19. Jeremy traced his cutout of the letter P and then moved the cutout as shown.



What kind of a move did he make with the cutout?

- A. a turn
- B. a flip
- C. a slide

20. Bob is making this graph. He has colored in the bars for poster 1, poster 2, poster 3, and poster 4.

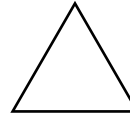


How many minutes should the bar for 6 posters show?

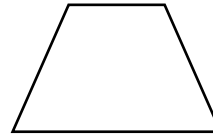
- A. 45 minutes
- B. 50 minutes
- C. 55 minutes
- D. 60 minutes

21. Which of these figures could **not** be divided into two parts to make two triangles?

A.



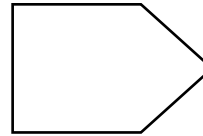
B.



C.

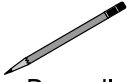



D.



Use the poster below to answer question 22.

**SALE SALE SALE SALE**  
**at the School Store**

		Colored Pencils	
Backpack	Pencil 15¢	\$2.05	Colored Pencils
\$7.46			Pen 67¢

22. Tesha bought a pen, a pencil, and a box of colored pencils. How much did she spend?

- A. \$2.77
- B. \$2.87
- C. \$3.77
- D. \$3.87

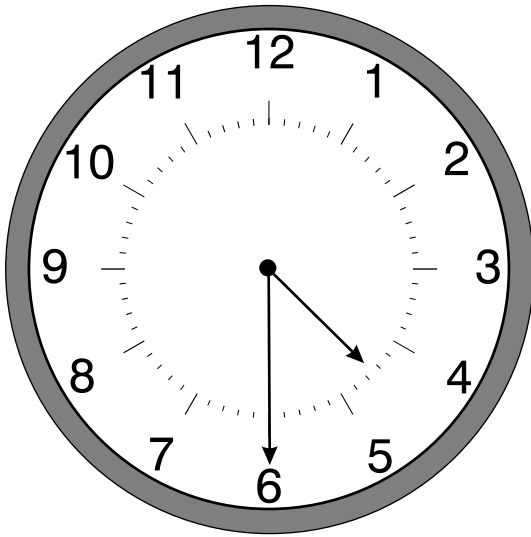
23. A third-grade class is taking a survey to find out which of the school lunches the students like best. Which question would be **best** to ask?

- A. What is your favorite school lunch?
- B. What lunch do you eat most often at home?
- C. What is your favorite food?

24. It would be **best** to measure the distance between two towns in

- A. inches.
- B. feet.
- C. yards.
- D. miles.

25. Rashad started his homework at the time shown on this clock.



He finished his homework in 45 minutes. What time did he finish?

- A. 4:15
- B. 4:45
- C. 5:15
- D. 5:45

26. Kablia has \$12.00. Her mother asked her to buy 3 peach pies. What else does she need to know to find out if she has enough money?

- A. the weight of the pies
- B. the price of one pie
- C. when the store opens each morning
- D. how many peach pies were sold today

27. Hallie has 80¢. She has only dimes and nickels.

a. In the table below, show all the **different** combinations of coins Hallie might have.

Number of Dimes	Number of Nickels

(You might not need all the rows in the table.)

b. Suppose Hallie had 80¢ but did **not** have any dimes or nickels. Give **two different** combinations of coins Hallie might have had.

---

---

---

---

---

**This is the end of testing for Day One.**





# Mathematics Test

## General Instructions

- There are two parts remaining to the Mathematics Test. Before you begin each part of the test, your teacher will read the instructions to you.
- For the remaining parts, you will answer questions and solve problems. Answer each multiple-choice question by filling in the oval next to the answer you think is best. The sample question below shows you how to do this.

**Sample Question:**  $20 - 8 =$

- A. 8
- B. 10
- C. 12
- D. 16

- For Session 3, you may **not** use a calculator.
- For Session 4, you **may** use a calculator.
- For some questions, you will write your answers on the lines in this test booklet. Be sure to write your answers clearly.

Please stop when you finish each part of the test. You may review your answers in that part of the test, but you may not go back or forward to work on any other part. Your teacher will tell you when to begin the next part of the test.

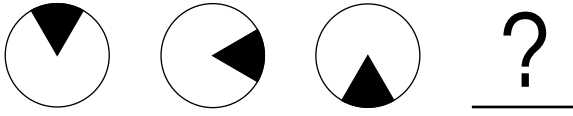
**Note:** These are the instructions in the 1998 Mathematics Test Book. For the practice test, mark your answers on the answer sheet on page 33 of this document.





# Mathematics Test — Session 3

28. Which figure should come next in the pattern below?



- A.
- B.
- C.
- D.

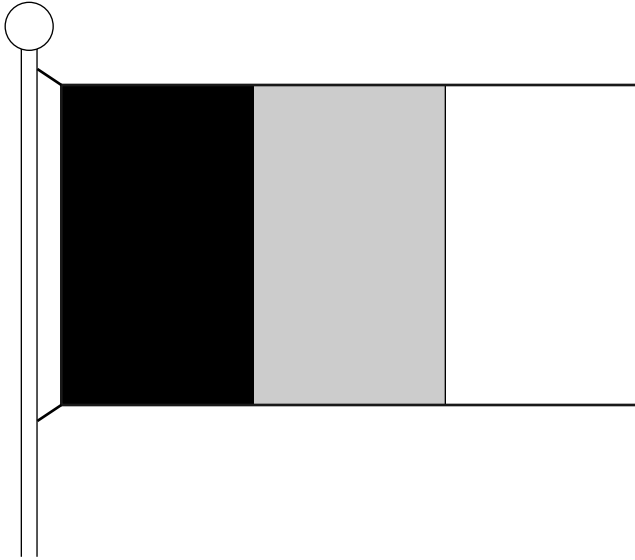
29. Theresa bought a pen for  $31\text{¢}$ . She gave the clerk  $50\text{¢}$ . About how much change should she get?

- A. about  $10\text{¢}$
- B. about  $20\text{¢}$
- C. about  $60\text{¢}$
- D. about  $80\text{¢}$

30. Jim spent  $\$7$  in all. He bought a book for  $\$5$ . He also bought 2 pens. What was the cost of **one** pen?

- A.  $\$ 1$
- B.  $\$ 2$
- C.  $\$12$
- D.  $\$14$

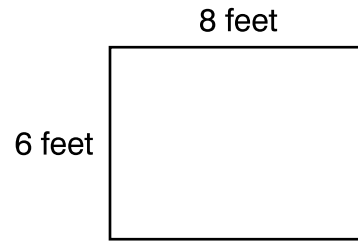
Use the picture of a flag below to answer question 31.



31. What part of this flag is not shaded?

- A.  $\frac{1}{6}$
- B.  $\frac{1}{4}$
- C.  $\frac{1}{3}$
- D.  $\frac{1}{2}$

32. The diagram below shows the size of a garden.



How much fencing would be needed to go around the garden?

- A. 14 feet
- B. 24 feet
- C. 28 feet
- D. 48 feet



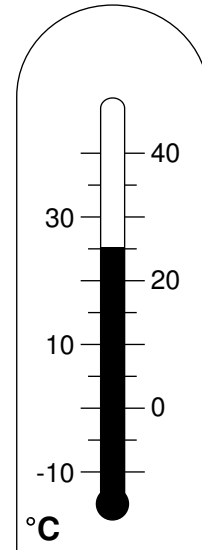
Use the chart below to answer question 33.

### Attendance at Talent Show

Day	Number of People
Tuesday	149
Wednesday	180
Thursday	201
Friday	198

33. On which day did the greatest number of people come to the talent show?
- A. Tuesday
  - B. Wednesday
  - C. Thursday
  - D. Friday

Use the thermometer below to answer question 34.



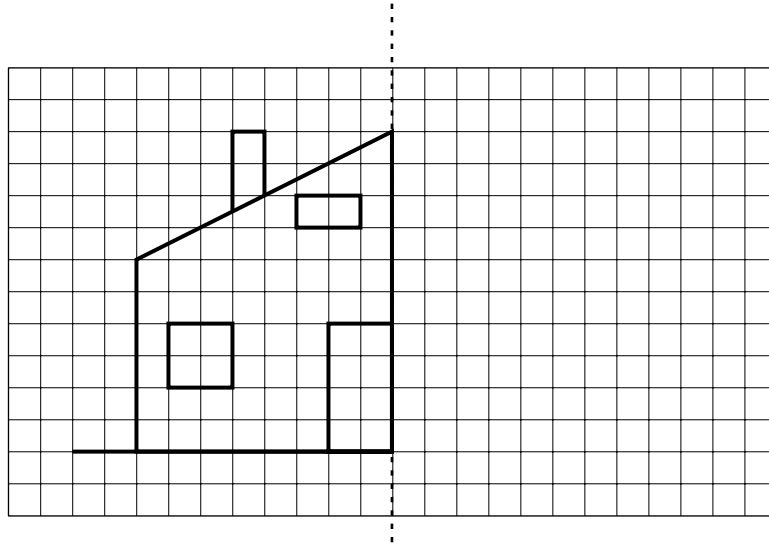
34. What temperature is shown on this thermometer?
- A. 20°
  - B. 21°
  - C. 25°
  - D. 29°

Use the watch below to answer question 35.



35. About how many minutes is it until 11:00?
- A. about 10 minutes
  - B. about 15 minutes
  - C. about 25 minutes
  - D. about 30 minutes

36. Complete this picture of the back of a house so that the house is **symmetric**.



Explain how you know that the picture you completed is symmetric.

---

---

---

---

---

---

---

---

---

---

---

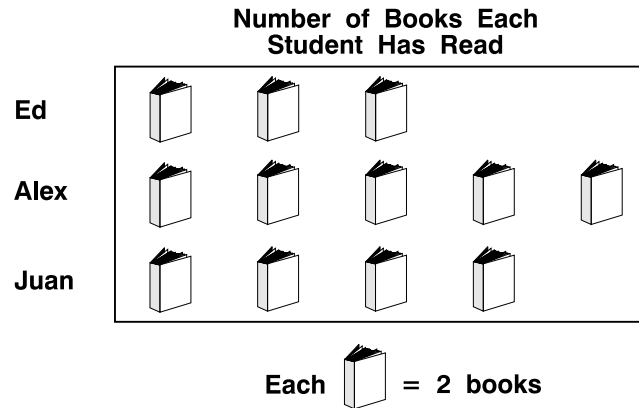


# **End of Session Three**

The teacher will instruct you before beginning session four.

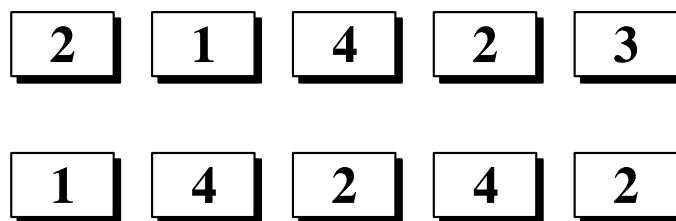
# Mathematics Test — Session 4

Use the graph below to answer question 37.



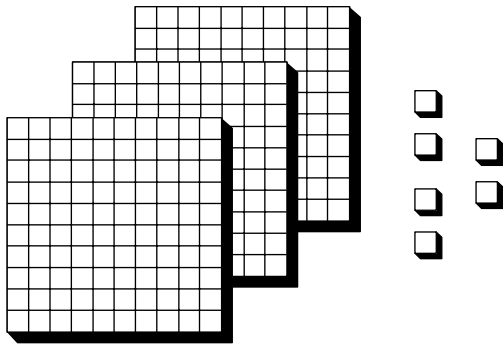
37. Think about the boy who read the most books. How many books did he read?
- A. 3
  - B. 5
  - C. 6
  - D. 10
- 

Use the cards below to answer question 38.



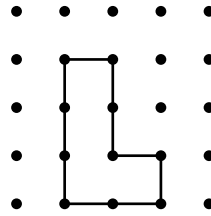
38. Pretend that you put these cards into a bowl and picked out one card without looking. What would the number of the card most likely be?
- A. number 1
  - B. number 2
  - C. number 3
  - D. number 4

39. Which number is shown by the blocks below?

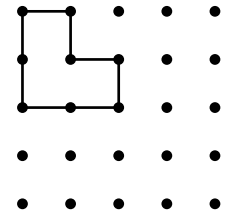


- A. 36
- B. 306
- C. 360
- D. 3,006

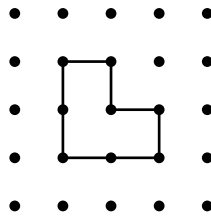
Use the figures below to answer question 40.



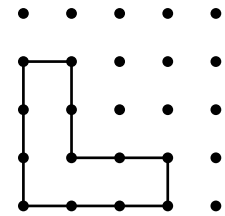
**Andy**



**Beth**



**Ceil**

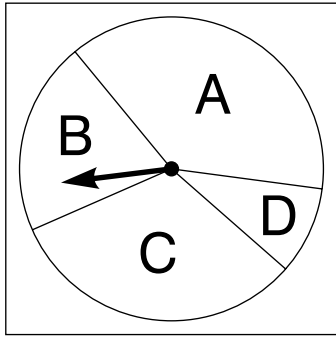


**Lou**

40. Whose figures are congruent?
- A. Andy's and Lou's
  - B. Andy's, Beth's, and Lou's
  - C. Beth's, Ceil's, and Lou's
  - D. Beth's and Ceil's





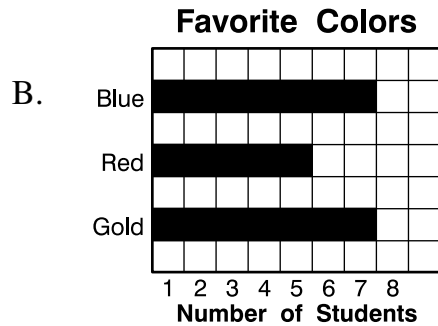

Use the spinner below to answer question 41.



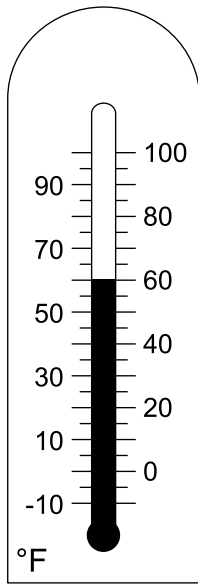
41. If you spin the spinner 100 times, which section will the needle probably land on most often?

- A. section A
- B. section B
- C. section C
- D. section D

42. In Ms. Keith's class, more students chose blue as their favorite color than red or gold. Which graph could show the favorite colors for Ms. Keith's class?



Use the thermometer below to answer question 43.

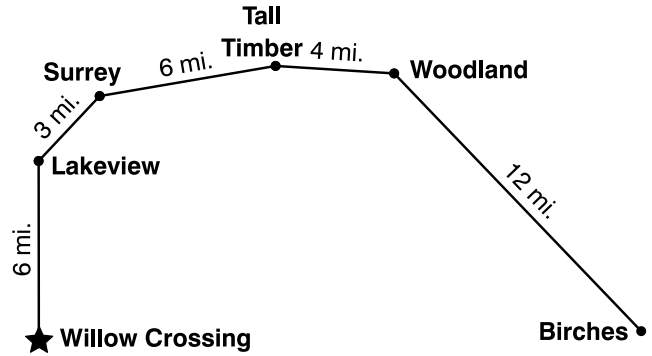


43. Look at the thermometer above; then choose the words that **best** complete the sentence below.

When Sophia read the thermometer, she thought, "Today would be a good day to \_\_\_\_\_."

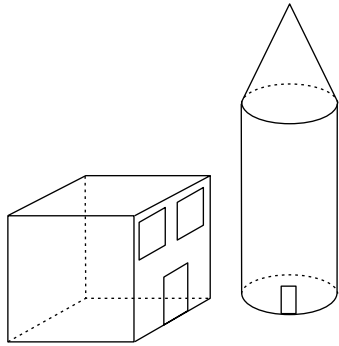
- A. go ice-skating on the lake
- B. swim in the lake
- C. go for a bike ride
- D. shovel snow

Use the map below to answer question 44.



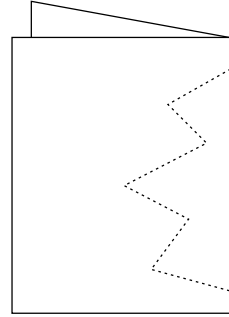
44. Doreen started at Willow Crossing and followed the trail for 20 miles. Where is she now?
- A. between Willow Crossing and Lakeview
  - B. between Surrey and Tall Timber
  - C. between Tall Timber and Woodland
  - D. between Woodland and Birches

45. Joanne built a model of a house and a silo with her blocks, as shown below. Which shapes did she use?

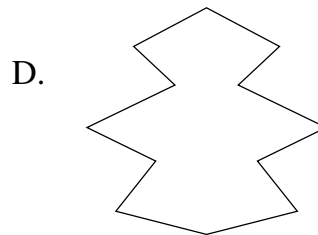
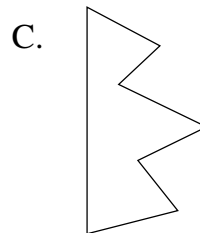
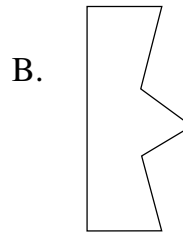
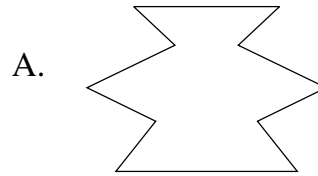


- A. cube, cylinder, and cone
- B. cube, pyramid, and cone
- C. cube, pyramid, and sphere
- D. cube, cylinder, and sphere

Use the diagram below to answer question 46.



46. The piece of paper above is folded in half. Then a piece is cut out of it along the dotted lines. How will the piece look when it is unfolded?



47. Which is the next number in the pattern?


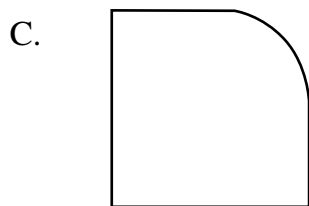
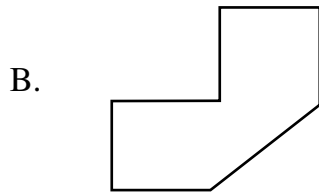
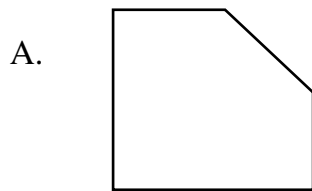
11, 14, 17, 20, 23, 26, 29, \_\_\_\_\_

- A. 30
- B. 33
- C. 31
- D. 32

48. Tanya has a triangle, a rectangle, and a square.



Which figure could she make using each shape only once?



49. Which of the following also has the same value as 1,000?

- A. 100 tens
- B. 1,000 tens
- C. 100 ones
- D. 100 hundreds

**50a.** Zach, Yishe, Mary, and Jessica will equally share the large candy bar shown below. Draw lines on the candy bar to show how the whole candy bar can be divided so each of the 4 children get an equal amount.

**Candy Bar** →



Explain why you divided the candy bar the way you did.

---

---

---

b. Alex, Liza, and Ashley will equally share the candies shown below. Show how the candies can be divided equally among the 3 children.

